

# Use of Infinite Campus (IC) Migrant Filter Ad Hoc

## Purpose

This document provides details and instructions regarding the new state-published ad hoc filter, *student Migrant Filter*. The new ad-hoc is available to assist migrant district and school staff in utilization of the Early Warning and Insights tools to monitor students indicated as migrant. The filter is based on the migrant federal reporting year of 9/1–8/31.

## User Access

District staff should work with the district KSIS administrator to be granted to the ad hoc.

Regional staff with IC state edition access granted by KDE through the Migrant Admin group have access to this ad-hoc.

In addition, user access must be granted to the Early Warning and Insights tool by district administrators. Infinite Campus access is a local district decision.

## Location

The ad hoc is a state published report available via Reporting | Ad Hoc Reporting | Data Export or Filter Designer.

## Expand State Published



Administrators should copy the ad hoc under State Published to appropriate groups or staff needing access.

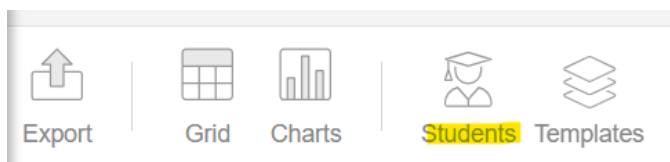
## Use in Insights

The filter can be used to monitor migrant students in the IC Insights dashboard.

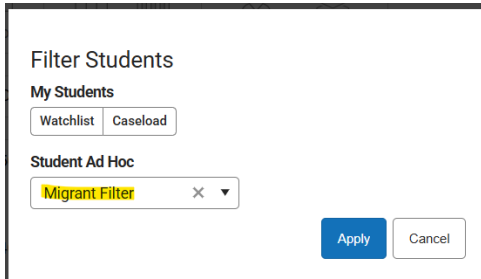
## Navigate to Insights | select any view

Insights				
Aggregation	Assessments	Attendance	Behavior	Classroom Performance
<a href="#">Insights Dashboard</a>	<a href="#">Assessments by Proficiency</a> <a href="#">Students by Assessment</a>	<a href="#">Absenteeism Tier</a> <a href="#">Reason by Period</a>	<a href="#">Detentions by Event Type</a> <a href="#">Detentions by Student</a>	<a href="#">Flagged Assignments</a> <a href="#">Percent Tier by Course</a>

## Click on the *Students* icon



Select the *Migrant Filter* option from the **Student Ad Hoc** drop list; click *Apply*



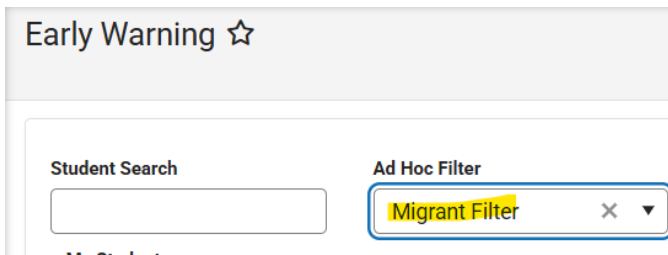
The view will now display data based on the migrant filter.

### Use in Early Warning

The filter can be used to monitor migrant students in the Early Warning tool.

Navigate Student Information | Counseling | Early Warning

Select the *Migrant Filter* option from the **Ad Hoc Filter** drop list.



### Resources

Additional information regarding Early Warning and Insights can be found on KDE's [Persistence to Graduation website](#). Districts can request training on these tools from KDE by submitting the [Request for Assistance and/or Training form](#).