

Reading Grade 3 A

Grade Level Standard(s):

RL.3.1

Materials:

- Reading 3 A Trip to the Zoo
- Reading 3 A Trip to the Zoo Picture Board
- Reading 3 A Attainment Task Questions for Student Use

Response Code:


- Indicate the answer provided by the student.

Text Coding:

- “Quotation marks” indicate the script that the teacher should read to the student.
- *Italicized text* provides further direction for the test administrator.
- Words in parenthesis () are optional; they may replace or be read in addition to the word(s) immediately preceding.

a.

They were leaving because it started to storm.




b.

They were still scared of the lions.



c.

They were glad they got out of seeing the giraffes.



Before beginning task administration, please ensure that all conditions specified in the administration protocol (starting on page 10 of the Administration Guide Overview and Attainment Task Administration) have been met. Inform the student that the task is about to start by saying, “We are about to start the task, and I am going to ask you some questions.”

All questions from this task are available for presentation to the student in the supplemental material Reading 3 A Attainment Task Questions for Student Use.

Explain to the student that they will be reading a passage and will then answer a few questions about the passage. Present the student with Reading 3 A Trip to the Zoo (Reading 3 A Trip to the Zoo Picture Board may be presented as a support for the student). Have the student read, or read to the student, the passage Reading 3 A Trip to the Zoo.

4. “What **likely** happened when the narrator said, ‘instead of seeing the giraffes, we cover our heads and run to the bus’?”

Response Option	Response Rationale
a. They were leaving because it started to storm. (Correct)	<i>The student understands and correctly identifies the inference that it started raining.</i>
b. They were still scared of the lions.	<i>The student recognizes that some students were afraid of the lions but does not understand the inference being made.</i>
c. They were glad they got out of seeing the giraffes.	<i>The student recognizes that because they left, the students were unable to see the giraffes but is unable to infer why they left.</i>
<i>Depth of Knowledge (DOK) 2</i>	







Reading 3 A Trip to the Zoo

¹Today my class is going to the zoo. I love going to the zoo, but it is Manuel, Sarah, and Andre's first trip to the zoo. ²I told them all about the different animals they will see and hear. They are very excited to go to the zoo. ³Manuel really wants to see the lions. ⁴Sarah and Andre want to see the giraffes.

First, we run to the lions. Manuel thinks the lions are strong. ⁵When the lions roar, ⁶Sarah and Andre jump behind our teacher and beg to go see the giraffes. ⁷But, Manuel smiles and screams, "Whoa, cool!" in delight.

Finally, we are walking toward the giraffes. We are all excited to see them. ⁸Suddenly, the sky turns dark and we hear a loud rumble. Our teacher looks up and says, "Oh no, looks like our field trip is over." ⁹So instead of seeing the giraffes, we cover our heads and run to the bus.

Reading 3 A Trip to the Zoo Picture Board



Reading 3 A Attainment Task Questions for Student Use

4. What **likely** happened when the narrator said, “instead of seeing the giraffes, we cover our heads and run to the bus”?

Kentucky Academic Standard: RL.3.1 - Ask and answer questions and make and support logical inferences to construct meaning from the text.

Alternate Assessment Target: *Limit full standard to answering questions and making logical inferences to construct meaning (excludes support).*

Student Group	Number of Students*	Percent Correct
All Students	537	54.00%
Gender		
Female	160	52.50%
Male	377	54.64%
Ethnicity		
African American	54	55.56%
American Indian or Alaska Native	<10	Not Reported
Asian	10	40.00%
Hispanic of Latino	<10	Not Reported
Native Hawaiian of Pacific Islander	<10	Not Reported
White (Non-Hispanic)	397	53.15%
Two or More Races	75	58.67%
English Learner	44	50.00%
Economically Disadvantaged	424	55.19%

*Number of students that attempted the item